RoHS Compliant

THIS DRAWING CONTAINS INFORMATION THAT IS PROPRIETARY TO ZDT TECHNOLOGY. AND SHOULD NOT BE USED WITHOUT WRITTEN PERMISSION

REV	ECN No.	DATE	REMARK
A	NEW	2021.05.23	NEW RELEASE

TID NO. 9515

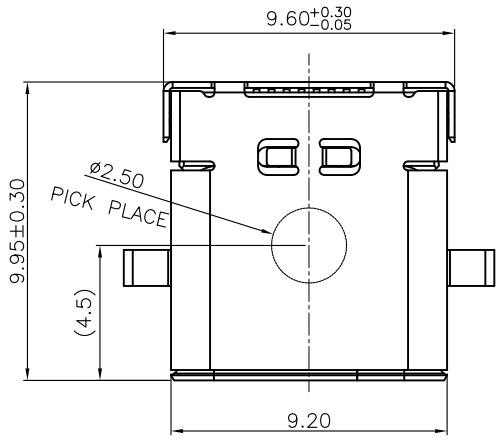

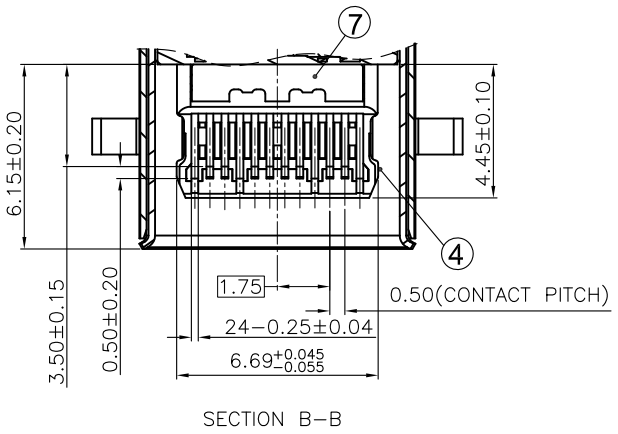

SECTION B−B

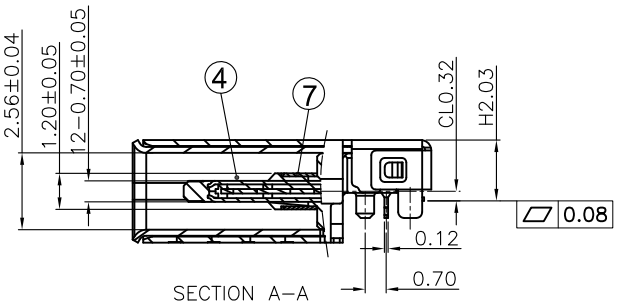

SECTION A−A

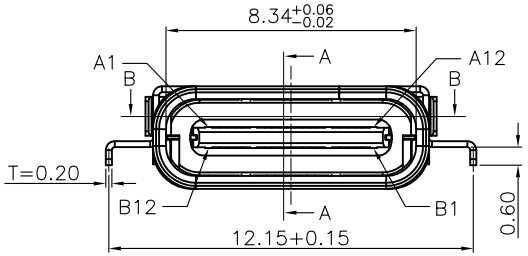

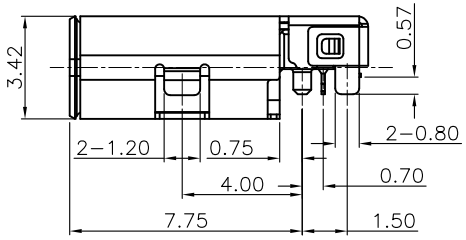

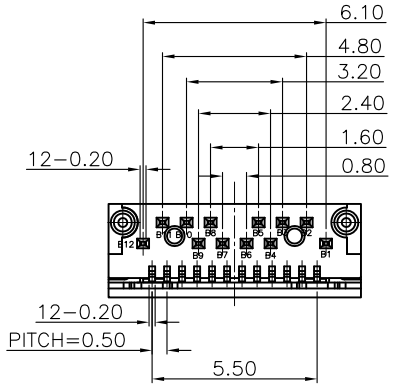

Detail A

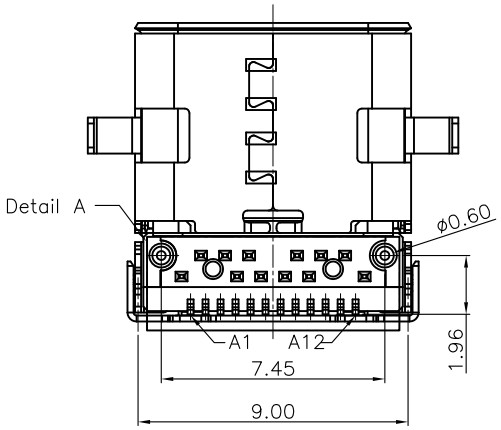

PART NO.: SEE THE PART NUMBER CODE	GOLDCONN TECHNOLOGIES COMPANY LIMITED		DRAWN BY SAM / DATE 2021.05.23
GENERAL TOLERANCES (UNLESS SPECIFIED)	TITLE: TYPE C REC.DOUBLE SHELL SINK CL0.32 L=10.0		CHECKED BY JAY / DATE 2021.05.23
x.xxxx ± ---	DWG.NO. CF070−24−C3	SHEET NO. 1 OF 2	APPROVED BY JACKY / DATE 2021.05.23
x.xxx ± 0.10			
x.xx ± 0.25			
x.x ± 0.30			
ANGULAR ± --°	DIMENSION STYLE MM ONLY	DESIGN UNITS METRIC	SCALE 1:1
QUALITY SYMBOL			THIRD ANGLE PROJECTION

frame size: A4

RoHS Compliant

THIS DRAWING CONTAINS INFORMATION THAT IS PROPRIETARY TO ZDT TECHNOLOGY. AND SHOULD NOT BE USED WITHOUT WRITTEN PERMISSION

REV	ECN No.	DATE	REMARK
A	NEW	2021.05.23	NEW RELEASE

TID NO. 9515

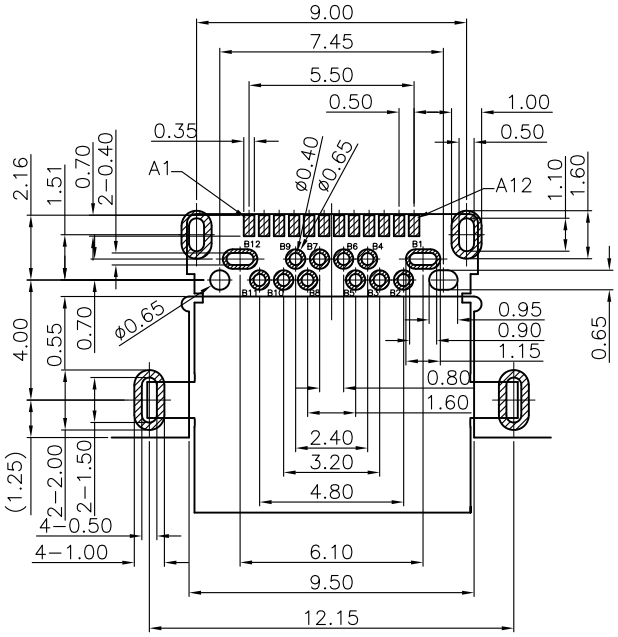

RECOMMENDED P.C.B. LAYOUT
TOLERANCE UNSPECIFIED ±0.05mm
(TOP VIEW)

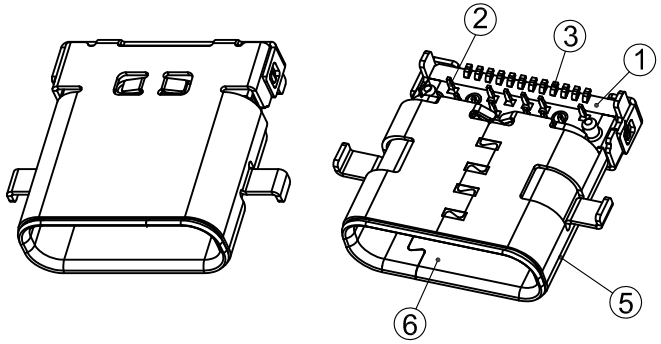

NOTE:

1. Electrical Characteristics:
   - 1-1: Current Rating: 5A For Pin(A4,A9,B4,B9)
     1.25A For Pin(B5)
     0.25A For Others Pin
   - 1-2: VOLTAGE RATING:20V
   - 1-3: Insulation Resistance: 100MΩ Min.
   - 1-4: Contact Resistance:
     VBUS & GND PINS AND OTHER PINS: 40mΩ/PIN MAX.
     SHIELD:50mΩ/MAX.
     SHIELD:LLCR MAX. CHANGE OF ALL PINS: 10mΩ.
   - 1-5: Dielectric Withstanding Voltage: 100V/AC 1Minute
2. Mechanical Characteristics:
   Insertion Force: 5~20N
   Extraction Force: Initial: 8~20N
   After durability: 6~20N
   Durability :10000 Cycles
3. Operating Temperature: -25°C TO +85°C

4.MID PLATE, EMC PLATE, SHELL CONNECTED TOGETHER

5.PART NUMBER CODE:(产品料号)

CF070-24 X X XX R-C3
(1) (2)(3) (4)

(1) HOUSING MATERIAL:
L:LCP

(2) HOUSING COLOR:
B:BLACK

(3) CONTACTS PLATED:
02:半金锡3u"

(4) PACKING OPTIONS
R:TAPE & REEL

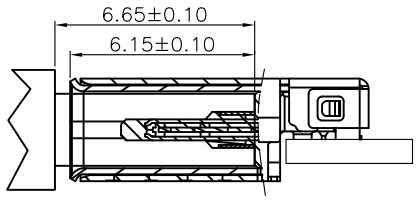

MATED CONDITION(REF.)

USB TYPE-C PIN ASSIGNMENTS

PIN NUMBER	SIGNAL NAME	PIN NUMBER	SIGNAL NAME
A1	GND	B12	GND
A2	SSTXp1	B11	SSRXp1
A3	SSTXn1	B10	SSRXn1
A4	VBUS	B9	VBUS
A5	CC1	B8	SBU2
A6	Dp1	B7	Dn2
A7	Dn1	B6	Dp2
A8	SBU1	B5	CC2
A9	VBUS	B4	VBUS
A10	SSRXn2	B3	SSTXn2
A11	SSRXp2	B2	SSTXp2
A12	GND	B1	GND

TYPE:

NO.	DESCRIPTION	MATERIAL	REMARKS	QTY
7	EMC PLATE	SUS301 T=0.10mm	CLEAR ONLY	2PCS
6	OUTER SHELL	SUS304 T=0.20mm	NICKEL 30u" MIN PLATING	2PCS
5	INNER SHELL	SUS304 T=0.20mm	NICKEL 30u" MIN PLATING	1PCS
4	SHIELDING PLATE	SUS301 T=0.15mm	CLEAR ONLY	1PCS
3	SMT CONTACT	C18150-H T=0.12mm	Ni 50u" MIN. UNDER PLATED OVER ALL. Au PLATED ON THE FUNCTIONAL AREA OF CONTACT. PLATING Tin OF THE SOLDER AREA	1SET
2	DIP CONTACT	C18150-H T=0.12mm	Ni 50u" MIN. UNDER PLATED OVER ALL. Au PLATED ON THE FUNCTIONAL AREA OF CONTACT. PLATING Tin OF THE SOLDER AREA	1SET
1	HOUSING	LCP UL94V-0	BLACK	1PCS

PART NO.:
SEE THE PART NUMBER CODE

GOLDCONN TECHNOLOGIES COMPANY LIMITED

GENERAL TOLERANCES (UNLESS SPECIFIED)	
X.XXXX	± ---
X.XXX	± 0.10
X.XX	± 0.25
X.X	± 0.30
ANGULAR	± --°

QUALITY SYMBOL ▶= 0 ▽= 0

TITLE: TYPE C REC.DOUBLE SHELL SINK CL0.32 L=10.0

DWG.NO.: CF070-24-C3

SHEET NO.: 2 OF 2

DIMENSION STYLE: MM ONLY

DESIGN UNITS: METRIC

SCALE: 1:1

	DATE
DRAWN BY: SAM	2021.05.23
CHECKED BY: JAY	2021.05.23
APPROVED BY: JACKY	2021.05.23

THIRD ANGLE PROJECTION

frame size: A4