

RoHS Compliant

THIS DRAWING CONTAINS INFORMATION THAT IS PROPRIETARY TO ZDT TECHNOLOGY, AND SHOULD NOT BE USED WITHOUT WRITTEN PERMISSION

TID NO. 8177

REV	ECN No.	DATE	REMARK
A	NEW	2021.06.15	NEW RELEASE

NOTE:

- Electrical Characteristics:
  - 1-1: Current Rating: 5A For Pin(A4,A9,B4,B9)  
1.25 A For Pin(B5)  
0.25A For Others Pin
  - 1-2: VOLTAGE RATING: 20V
  - 1-3: Insulation Resistance: 100MΩ Min.
  - 1-4: Contact Resistance:  
VBUS & GND PINS AND OTHER PINS: 40mΩ/PIN MAX.  
SHIELD: 50mΩ/MAX.  
SHIELD: LLCR MAX. CHANGE OF ALL PINS: 10mΩ
  - 1-5: Dielectric Withstanding Voltage: 100V/AC 1Minute
- Mechanical Characteristics:
  - Insertion Force: 5~20N
  - Extraction Force: Initial: 8~20N
  - After durability: 6~20N
  - Durability : 10000 Cycles
- Operating Temperature: -25°C TO +85°C
- MID PLATE, EMC PLATE, SHELL CONNECTED TOGETHER

5.PART NUMBER CODE: (产品料号)

CF130-24 S X X XX R-C3  
(1) (2)(3) (4)

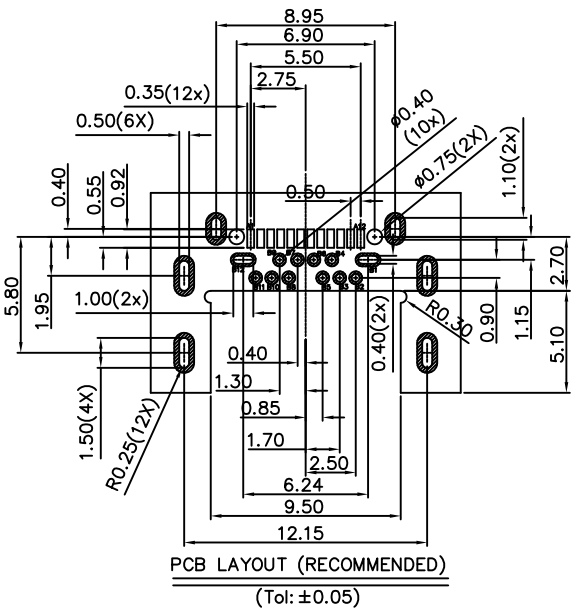
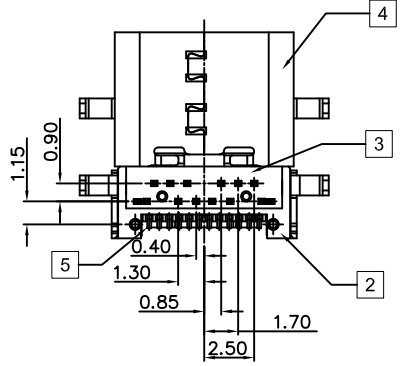
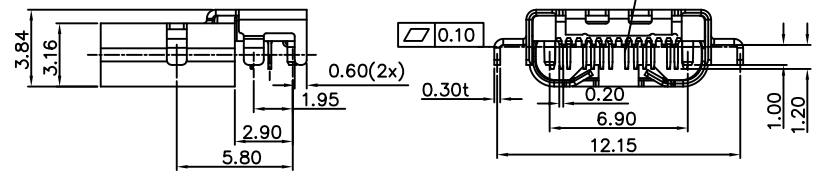
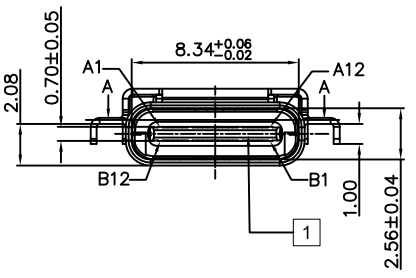
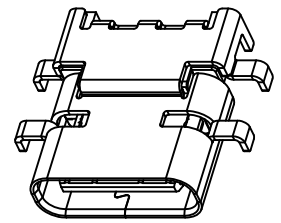
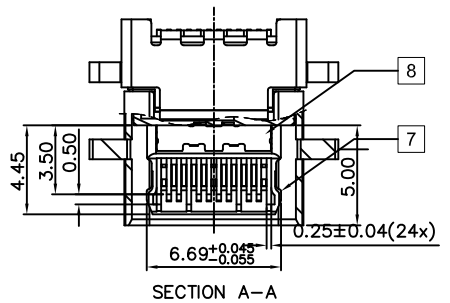
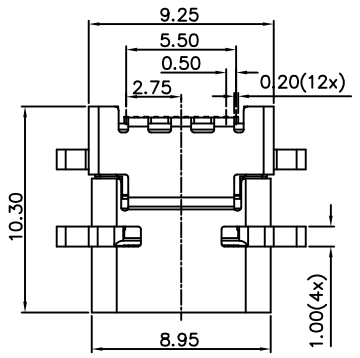
- HOUSING MATERIAL: L: LCP
- HOUSING COLOR: B: BLACK
- CONTACTS PLATED:
  - 01: 半金锡1u"
  - 02: 半金锡3u"
  - 04: 半金锡15u"
- PACKING OPTIONS: R: TAPE & REEL

USB TYPE-C PIN ASSIGNMENTS

PIN	Signal Name	PIN	Signal Name
A1	GND	B12	GND
A2	SSTXp1	B11	SSRXp1
A3	SSTXn1	B10	SSRXn1
A4	VBUS	B9	VBUS
A5	CC1	B8	SBU2
A6	Dp1	B7	Dn2
A7	Dn1	B6	Dp2
A8	SBU1	B5	CC2
A9	VBUS	B4	VBUS
A10	SSRXn2	B3	SSTXn2
A11	SSRXp2	B2	SSTXp2
A12	GND	B1	GND

Item	Title	Material	Dispose	Q'TY
1	Insermold housing	LCP	Black	1PCS
2	Insermold-Top Contact	LCP	Black	1PCS
3	Insermold-Bottom Contact	LCP	Black	1PCS
4	Shell	Stainless Steel t=0.30	Ni: 30u" Min.	1PCS
5	Top Contact	Copper Alloy	Mating Area: See P/N Solder Tails: Ni: 50u" Min, Sn80u" Min.	12PCS
6	Bottom Contact	Copper Alloy		12PCS
7	Mid Plate	Stainless Steel	Ni: 30u" Min	1PCS
8	EMC plate	Stainless Steel		2PCS

PART NO.: SEE THE PART NUMBER CODE		GOLDCONN TECHNOLOGIES COMPANY LIMITED		DRAWN BY SAM	DATE 2021.06.15
GENERAL TOLERANCES (UNLESS SPECIFIED)		TITLE USB 3.1 C TYPE 沉板前DIP/后SMT6脚插板		CHECKED BY JAY	DATE 2021.06.15
x.xxxxx	± 0.10	DWG.NO.	CF130-24-C3	APPROVED BY JACKY	DATE 2021.06.15
x.xxx	± 0.25	DIMENSION STYLE	MM ONLY	THIRD ANGLE PROJECTION	
x.xx	± 0.30	DESIGN UNITS	METRIC	SCALE 1:1	
x.x	± 0.50	SHEET NO.	1 OF 1	frame size: A4	
ANGULAR	± 0.10	SCALE	1:1		



F  
E  
D  
C  
B  
A

F  
E  
D  
C  
B  
A