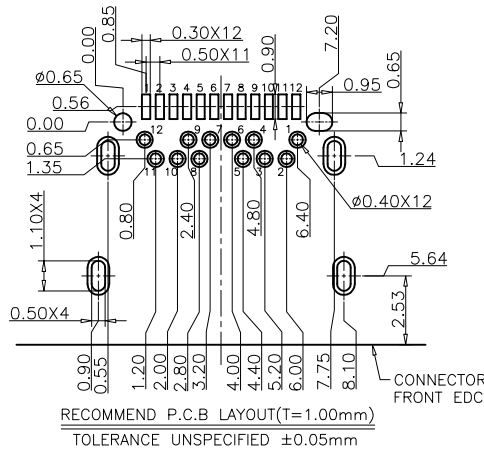
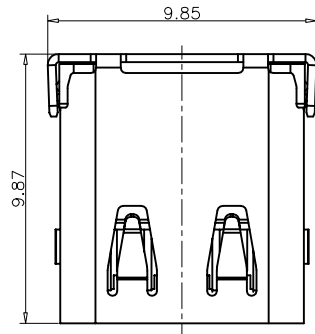


RoHS Compliant

THIS DRAWING CONTAINS INFORMATION THAT IS PROPRIETARY TO ZDT TECHNOLOGY, AND SHOULD NOT BE USED WITHOUT WRITTEN PERMISSION

REV	ECN No.	DATE	REMARK
A	NEW	2022.06.19	NEW RELEASE

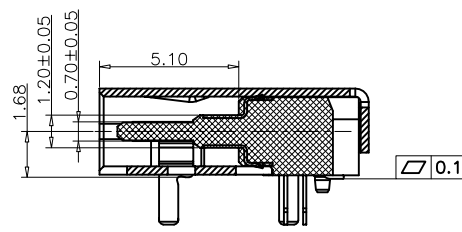
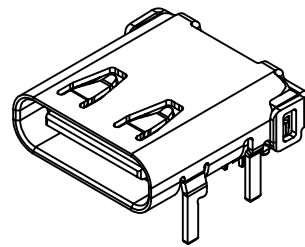
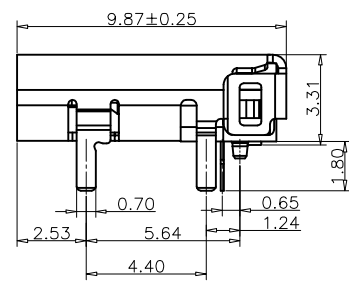
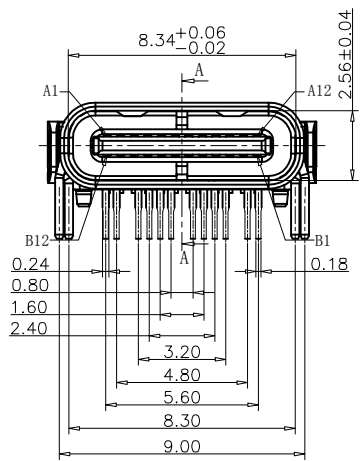


RECOMMEND P.C.B LAYOUT(T=1.00mm)
TOLERANCE UNSPECIFIED ±0.05mm

NOTE:
1. Electrical Characteristics:
1-1: Current Rating: 5A For Pin(A4,A9,B4,B9)
1.25A For Pin(B5)
0.25A For Others Pin
1-2: VOLTAGE RATING:5.0V
1-3: Insulation Resistance: 100MΩ Min.
1-4: Contact Resistance:
VBUS & GND PINS AND OTHER PINS: 40mΩ/PIN MAX.
SHIELD:50mΩ/MAX.
SHIELD:LLCR MAX. CHANGE OF ALL PINS: 10mΩ.
1-5: Dielectric Withstanding Voltage: 100V/AC 1Minute
2. Mechanical Characteristics:
Insertion Force: 5~20N
Extraction Force: Initial: 8~20N
After durability: 6~20N
Durability :10000 Cycles
3. Operating Temperature: -25°C TO +85°C
4. PART NUMBER CODE:

CF 2 24 - 014 S L B 12 R - 02
(1)(2) (3)(4)(5)(6)

- (1) 产品形态: (4) HOUSING COLOR: B:BLACK
- (2) Pin No.: 24:24Pin (5) CONTACTS PLATED: 12:接触镀金3u"焊接区GF
- (3) HOUSING MATERIALS: L:LCP (6) PACKING OPTIONS: R:TAPE & REEL



SECTION A-A
SCALE 1:1

USB TYPE-C PIN ASSIGNMENTS

PIN NUMBER	SIGNAL NAME	PIN NUMBER	SIGNAL NAME
A1	GND	B12	GND
A2	SSTXp1	B11	SSRXp1
A3	SSTXn1	B10	SSRXn1
A4	VBUS	B9	VBUS
A5	CC1	B8	SBU2
A6	Dp1	B7	Dn2
A7	Dn1	B6	Dp2
A8	SBU1	B5	CC2
A9	VBUS	B4	VBUS
A10	SSRXn2	B3	SSTXn2
A11	SSRXp2	B2	SSTXp2
A12	GND	B1	GND

NO.	DESCRIPTION	MATERIAL	REMARKS	QTY
6	SHELL	SUS304 T=0.30mm	NICKEL 30u" MIN PLATING	1PCS
5	EMI	SUS304 T=0.10mm	CLEAR ONLY	2PCS
4	SHIELDING PLATE	SUS301 T=0.15mm	CLEAR ONLY	1PCS
3	SMT CONTACT	C18400-H T=0.12mm	NI 50u" MIN. UNDER PLATED OVER ALL. AU PLATED ON THE FUNCTIONAL AREA OF CONTACT. PLATING OF THE SOLDER AREA	1SET
2	DIP CONTACT	C18400-H T=0.12mm	NI 50u" MIN. UNDER PLATED OVER ALL. AU PLATED ON THE FUNCTIONAL AREA OF CONTACT. PLATING OF THE SOLDER AREA	1SET
1	HOUSING	LCP UL94V-0	BLACK	1PCS

PART NO.: SEE THE PART NUMBER CODE

GOLDCONN TECHNOLOGIES COMPANY LIMITED

TITLE: TYPE CF 24P DIP+SMT CONN(脚长1.80)

DRAWN BY: SAM DATE: 2022.06.19

CHECKED BY: JAY DATE: 2022.06.19

APPROVED BY: JACKY DATE: 2022.06.19

DWG.NO.: CF224-014-02 SHEET NO.: 1 OF 1

QUALITY SYMBOL:

GENERAL TOLERANCES (UNLESS SPECIFIED):
 x.xxxx: ---
 x.xxx: 0.10
 x.xx: 0.20
 x.x: 0.30
 ANGULAR: ---

DIMENSION STYLE: MM ONLY DESIGN UNITS: METRIC SCALE: 1:1

THIRD ANGLE PROJECTION

